



EM & PROB C. CER. IFICA, E


- IEC 61215 / IEC 61730 / UL 61730
- ISO 9001: 2015 Quality Management System
- ISO 14001: 2015 Environment Management System
- ISO 45001: 2018 Occupational Health and Safety Management Systems





PERFORMANCE ARRAN.





KEY FEATURES

- 

**10BB Heterojunction Cell**  
New circuit design, lower internal current, lower Rs loss  
Ga doped wafer, attenuation <2% (1st year) / ≤0.55% (Linear)
- 

**Special Circuit Design with Much Lower Hot Spot Temperature**  
Special circuit design with much lower hot spot temperature
- 

**2% more power generation, lower LCOE**  
2% more power generation, lower LCOE
- 

**2 times of industry standard Anti-PID test**  
2 times of industry standard Anti-PID test
- 

**IP68 Junction Box**  
High waterproof level

### ELECTRICAL CHARACTERISTICS

	530	395	535	398	540	402	545	406	550	410
	41.32	38.60	41.48	38.70	41.64	38.80	41.80	39.00	41.96	39.10
	12.83	10.24	12.90	10.30	12.97	10.36	13.04	10.41	13.11	10.47
	49.32	46.40	49.46	46.50	49.60	46.70	49.76	46.80	49.92	47.00
	13.72	11.06	13.79	11.12	13.86	11.17	13.93	11.23	14.00	11.28
	20.50		20.70		20.90		21.10		21.30	

### MECHANICAL CHARACTERISTICS

	Monocrystalline Silicon (10Busbar)
	144pcs in series (6*24)
	2278*1134*35mm (89.69*44.65*1.38inches)
	28kg (61.73lbs.)
	3.2mm AR Coating Tempered Glass
	Anodized Aluminium Alloy
	IP68, 3 Bypass Diodes
	4mm <sup>2</sup> (IEC), 12AWG(UL) 350mm(+),250mm(-) or Customized Length
	T01/LJQ-3-CSY/MC4/MC4-EV02

### APPLICATION CONDITIONS

	1000V/1500V/DC
	-40°C~+85°C
	25A
	Class II

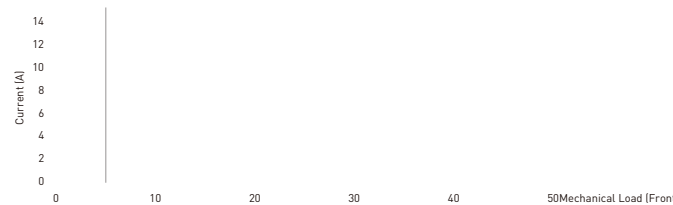
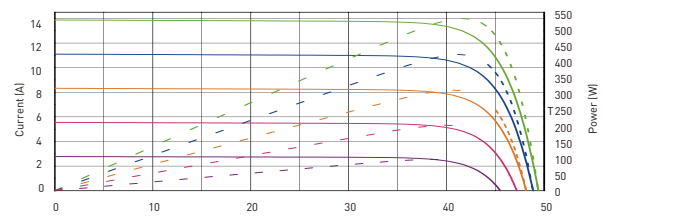
### TEMPERATURE CHARACTERISTICS

	-0.35%/°C
	-0.26%/°C
	+0.048%/°C
	43±2°C

### PACKING CONFIGURATION

	31	31(USA)
	620	620

### PERFORMANCE



### TECHNICAL DRAWING



TALESUN SOLAR ENERGY SYSTEMS CO., LTD. R&D